Tuscola County Sheriff's Office

2016 Annual Report

Sheriff Lee Teschendorf

TUSCOLA COUNTY SHERIFF'S OFFICE

EMPLOYEE SENIORITY DATE as of 6/4/16

	Last	First	HIRE DATE
1	HULL	TED	05/03/1992
2	MATTLIN	MICHAEL	06/09/1992
3	HIGLEY	DEANNA	03/03/1994
4	BAXTER	ROBERT	04/25/1994
5	JONES	SCOTT	06/06/1994
6	PIERCE	RYAN	01/10/1995
7	HOOK	JAMES	05/20/1995
8	ANDERSON	STEVEN	10/12/1998
9	ROLAND	STEVEN	01/10/2000
10	HARRIS	BRIAN	01/17/2000
11	HOUSE	MARK	02/14/2000
12	KINNEY	DOUGLAS	07/25/2000
13	HERMAN	JOSHUA	02/25/2002
14	DUTCHER	KIRK	04/03/2003
15	HERFORD	RYAN	04/14/2003
16	BERTSCH	RODNEY	06/02/2003
17	NITZ	JUSTIN	10/16/2004
18	HEMERLINE	BRYAN	09/08/2005
19	ROBINSON	RYAN	06/26/2006
20	LISOWSKI	DANIEL	03/20/2007
21	SCHUMAN	MICHAEL	05/07/2007
22	MIKA	DEBRA	07/23/2007
23	BONK	JONATHAN	01/12/2008
24	LICHT	NATHAN	11/29/2008
25	RAMIREZ	JONATHON	02/07/2009
26	PETERS	BARBARA	05/30/2009
27	WHETSTONE	CHRISTOPHER	10/09/2012
28	KENNEDY	MICHAEL	03/18/2013
29	GWIZDALA	SHANNON	07/22/2013
30	DAWSON	BRENT	09/28/2013
31	ALEXANDER	JORDAN	11/25/2013
32	FRIDAY	RODNEY	12/03/2013
33	KIRK	BRITTANY	12/27/2013
34	CHICILLI	HEIDI	01/16/2014
35	CALLES	ASHLEY	05/02/2014
36	ZIEMBA	DENNIS	07/14/2014
37	KEMP	MICHAEL	08/02/2014
38	SMITHHART	BRANDON	04/25/2015
39	COLEMAN	SPENCER	04/29/2015
40	JACOBS	CORY	06/28/2015
41	REBECCA	BILLS	10/14/2015
42	NORSTROM	KYLE	10/19/2015
43	SPANGLER	BRADLEY	03/06/2016
44	LAFLURE	RYAN	06/04/2016

Years of Service

2016

Command Officers

Giroux, James	Lieutenant	39 yrs
Harris, Brian	Lieutenant	16 yrs
Baxter, Robert	Detective / Sergeant	22 yrs
Hook, James	Patrol Sergeant	21 yrs
Hull, Ted	Patrol Sergeant	24 yrs
Jones, Scott	Detective/Sergeant	22 yrs
Mattlin, Michael	Patrol Sergeant	24 yrs
Pierce, Ryan	Patrol Sergeant	21 yrs
House, Mark	Corrections Sergeant	16 yrs
Licht, Nathan	Corrections Sergeant	8 yrs
Lisowski, Dan	Corrections Sergeant	9 yrs
Schuman, Michael	Corrections Sergeant	9 yrs

Patrol Deputy

Alexander, Jordan	Patrol Deputy	3 yrs
Anderson, Steven	Emergency Mgr	20 yrs
Coleman, Spencer	Patrol Deputy	2 yrs
Herford, Ryan	Patrol Deputy	13 yrs
Herman, Joshua	Patrol Deputy	14 yrs
Jacobs, Cory	Patrol Deputy	2 yrs
Kinney, Doug	Patrol Deputy	16 yrs
Laflure, Ryan	Patrol Deputy	1 yr
Nitz, Justin	Patrol Deputy	12 yrs
Ramirez, Jonathon	Patrol Deputy	7 yrs
Robinson, Ryan	Patrol Deputy	10 yrs
Roland, Steven	Patrol Deputy	16 yrs
Spangler, Bradley	Patrol Deputy	1 yr
Whetstone, Christoph	Patrol Deputy	4 yrs

Corrections, Records, Mechanic

Bertsch, Rodney	Corrections Deputy	13 yrs
Bills, Rebecca	Corrections Deputy	2 yr
Bonk, Jonathon	Corrections Deputy	8 yrs
Calles, Ashley	Corrections Deputy	2 yrs
Dawson, Brent	Corrections Deputy	3 yrs
Dutcher, Kirk	Corrections Deputy	13 yrs
Friday, Rod	Corrections Deputy	3 yrs
Hemerline, Bryan	Corrections Deputy	11 yrs
Kemp, Michael	Corrections Deputy	2 yrs
Kennedy, Michael	Corrections Deputy	3 yrs
Kirk, Brittany	Corrections Deputy	3 yrs
Nordstrom, Kyle	Corrections Deputy	2 yrs
Peters, Barb	Corrections Deputy	7 yrs
Smithhart, Brandon	Corrections Deputy	2 yrs
Gwizdala, Shannon	Records	3 yrs
Highley, Deanna	Records	22 yrs
Mika, Deb	Records	9 yrs
Chicilli, Heidi	Secretary	2 yrs
Ziemba, Dennis	Mechanic	2 yrs

Tuscola County Sheriff Employees

Command Staff

Road Division

Corrections Division

VEHICLE MILEAGE 2016	
MONTH	**MILES**
January	30,089
February	27,513
March	31,120
April	24,917
May	29,917
June	27,887
July	25,204
August	28,471
September	30,298
October	29,378
November	26,177
December	29,922
TOTAL	**340,893**

Tuscola County Sheriff's Office

Lobby Clerk & Reception

Paper Service - 2016													
	Jan	Feb	Mar	Apr	May	Jun	Jul	Aug	Sep	Oct	Nov	Dec	TOTAL
Circuit Court	145	62	78	62	53	65	53	76	101	83	36	67	**881**
District Court	56	119	122	74	114	147	77	110	140	129	105	168	**1361**
Family Court	8	7	4	3	8	4	5	6	9	7	24	15	**100**
Magistrate	21	12	42	24	8	35	24	16	18	13	14	18	**245**
Other	2	0	1	5	4	2	1	2	1	5	6	1	**30**
TOTAL	**232**	**200**	**247**	**168**	**187**	**253**	**160**	**210**	**269**	**237**	**185**	**269**	**2617**

Lobby Services													
	Jan	Feb	Mar	Apr	May	Jun	Jul	Aug	Sep	Oct	Nov	Dec	TOTAL
Gun Permits	39	29	45	51	26	54	20	45	36	26	25	34	**430**
Gun Registrations	289	321	325	289	220	232	198	229	202	223	197	261	**2986**
Reports	26	27	29	24	39	31	46	32	32	25	19	14	**344**
Record Checks	5	7	11	23	14	9	15	11	15	8	8	6	**132**
General	95	98	110	89	111	100	93	101	104	103	100	68	**1172**
Complaints	30	13	24	26	20	33	30	26	36	37	39	27	**341**
Vehicle Inspection	1	0	0	4	1	0	0	2	2	1	4	2	**17**
Corrections	217	253	190	182	175	159	149	204	187	196	159	152	**2223**
Victim Services	25	32	21	30	28	30	29	29	17	34	21	14	**310**
Sex Offender Reg.	54	49	49	46	69	69	49	50	59	73	60	52	**679**
Warrant Cover Sheets	74	31	17	13	20	14	12	22	16	15	9	9	**252**
TOTAL	**855**	**860**	**821**	**777**	**723**	**731**	**641**	**751**	**706**	**741**	**641**	**639**	**8886**

Mortgage Sales												
Jan	Feb	Mar	Apr	May	Jun	Jul	Aug	Sep	Oct	Nov	Dec	TOTAL
10	5	10	8	9	5	4	3	9	9	4	10	86

Complaints by Township/Village 2016

Township/Village	Jan	Feb	Mar	Apr	May	Jun	Jul	Aug	Sep	Oct	Nov	Dec	Total
Akron Twp	9	8	8	7	9	9	6	10	12	5	9	6	**98**
Almer Twp	22	24	9	22	24	16	16	14	24	25	31	27	**254**
Arbela Twp	31	29	34	39	46	32	42	43	34	38	40	46	**454**
Columbia Twp	6	5	3	5	2	6	6	3	5	6	3	4	**54**
Dayton Twp	19	11	12	11	16	15	20	17	15	23	30	22	**211**
Denmark Twp	16	23	13	9	19	10	13	15	14	18	19	10	**179**
Elkland Twp	6	5	5	4	10	2	11	9	4	13	10	11	**90**
Ellington Twp	11	8	5	7	10	13	16	8	8	9	12	12	**119**
Elmwood Twp	5	12	8	7	7	7	4	7	5	12	9	6	**89**
Fairgrove Twp	10	9	2	4	7	5	2	4	7	5	1	5	**61**
Fremont Twp	19	14	16	13	17	16	18	17	17	21	16	15	**199**
Gilford Twp	2	2	4	4	5	3	1	4	7	4	1	5	**42**
Indianfields Twp	14	21	35	29	34	35	43	39	31	36	26	28	**371**
Juniata Twp	24	17	10	25	19	23	21	8	12	15	21	16	**211**
Kingston Twp	12	5	6	7	10	9	12	8	11	11	11	8	**110**
Koylton Twp	3	7	4	8	14	6	9	7	8	14	14	15	**109**
Millington Twp	29	38	40	41	34	31	46	43	46	34	40	32	**454**
Novesta Twp	11	7	12	22	14	8	11	13	9	11	15	11	**144**
Tuscola Twp	14	16	19	8	7	11	8	15	10	15	11	24	**158**
Vassar Twp	40	34	49	39	45	44	33	37	34	30	46	32	**463**
Watertown Twp	13	21	10	14	14	13	11	18	16	16	18	12	**176**
Wells Twp	14	22	13	11	12	9	13	13	23	11	17	11	**169**
Wisner Twp	6	9	2	6	7	6	5	9	9	12	11	5	**87**
Akron Village	4	2	2	0	4	3	1	0	8	1	2	0	**27**
Fairgrove Village	1	0	7	4	2	4	2	5	3	6	1	1	**36**
Gagetown	0	0	1	2	2	1	4	2	4	2	1	2	**21**
Kingston Village	3	3	3	1	1	1	7	2	5	4	3	5	**38**
Mayville Village	3	7	4	4	5	2	5	9	2	4	2	3	**50**
Unionville Village	1	2	0	0	0	0	4	4	6	4	2	1	**24**
Cass City	3	2	1	3	2	1	1	3	5	1	5	1	**28**
Millington Village	6	7	7	10	17	12	5	18	7	9	9	13	**120**
Reese Village	3	5	4	0	4	6	4	1	3	9	5	0	**44**
Caro	21	17	23	18	27	19	24	21	25	35	24	24	**278**
Vassar City	6	4	1	2	4	4	6	6	8	5	2	5	**53**
Other County	5	4	3	0	3	5	0	5	2	10	20	13	**70**
TOTAL	**392**	**400**	**375**	**386**	**453**	**387**	**430**	**437**	**439**	**474**	**487**	**431**	**5091**

COMPLAINTS RESPONDED TO 2016

	Jan	Feb	Mar	Apr	May	June	July	Aug	Sept	Oct	Nov	Dec	2016	2015
Robbery	0	0	0	0	0	0	0	0	0	0	0	0	**0**	**8**
Burglary*BE*Home Inv	2	1	13	5	4	3	7	10	6	3	4	3	**61**	**87**
Larceny	8	7	8	7	16	15	17	20	11	4	7	8	**128**	**102**
Disorderly / Vag.	0	0	0	0	0	0	0	2	0	0	0	0	**2**	**14**
Domestic violence	11	12	11	14	22	9	23	11	13	13	16	12	**167**	**151**
Assault	5	2	3	6	5	10	10	6	9	11	8	9	**84**	**59**
Stalking	0	0	0	2	0	0	0	1	0	0	1	0	**4**	**8**
Fraud	6	2	1	9	7	3	4	6	9	9	4	5	**65**	**62**
Weapon Violation	1	0	1	3	1	0	1	1	1	0	1	1	**11**	**20**
Sex Offense/SOR Vio.	3	7	4	3	4	9	5	5	5	3	6	6	**60**	**65**
VCSA	4	1	5	5	3	7	7	5	5	2	7	4	**50**	**48**
Liquor Violation	0	1	2	5	1	1	2	3	0	0	2	1	**18**	**16**
UDAA	0	1	0	2	0	0	2	0	5	1	3	3	**17**	**8**
OI/OUID/OWIL	7	8	8	1	9	6	14	16	13	14	10	6	**112**	**98**
Harassing TX	1	3	6	3	6	4	9	7	4	3	5	5	**56**	**51**
Traffic/PDA/PIA	75	114	69	66	62	60	57	74	63	62	79	111	**892**	**888**
Car Deer	68	23	35	22	39	32	43	25	45	86	121	56	**595**	**607**
Suspicious Situation	25	23	29	20	40	37	32	39	36	29	28	15	**353**	**312**
Civil Dispute/ Family	16	12	22	26	35	32	19	16	20	25	17	16	**256**	**285**
Vandalism/MDOP	1	5	2	5	3	4	9	6	5	7	3	4	**54**	**81**
Animal complaint	10	2	0	6	2	1	1	0	4	6	4	3	**39**	**47**
Trespassing	0	3	4	2	4	2	3	2	3	2	2	5	**32**	**29**
Arson	0	0	0	0	0	0	0	0	0	0	0	0	**0**	**2**
Assist to Other Dept.	48	28	37	41	49	42	51	52	47	50	35	47	**527**	**542**
Drowning	0	0	0	0	0	0	0	0	0	0	0	0	**0**	**0**
Death/Suicide/Natural	0	0	1	2	1	1	2	4	1	0	3	4	**19**	**5**
Missing Person	1	1	0	1	1	1	3	0	3	2	1	0	**14**	**16**
Animal bite/Health Safety	6	5	7	8	9	6	8	16	12	10	9	12	**108**	**80**
Runaway	1	0	2	0	0	2	0	0	2	0	1	0	**8**	**10**
Homicide	0	0	0	0	0	0	0	0	0	0	0	0	**0**	**0**
Misc. /General Liquor Inspection	69	107	74	96	94	76	77	82	83	100	73	79	**1009**	**1031**
MISC 911 Hang-up/ False Alarm	22	24	23	20	22	17	28	23	23	18	32	14	**266**	**273**
Warrant Arrest	2	8	8	5	14	7	8	7	11	14	5	2	**91**	**115**
TOTAL 2016	**392**	**400**	**375**	**385**	**453**	**387**	**430**	**439**	**439**	**474**	**487**	**431**	**5091**	**5120**

Number of new incident numbers logged (total number of ARMS report numbers created)

Arrests By All Police Departments

2016

Department - 2016	Jan	Feb	Mar	Apr	May	Jun	Jul	Aug	Sep	Oct	Nov	Dec	TOTAL
Akron PD	0	0	0	1	0	0	0	0	1	0	0	1	3
Arbela Twp. (TCSO)	0	0	1	0	1	1	1	1	2	1	2	0	10
Cass City PD	2	2	4	1	2	2	1	3	3	2	3	1	26
Caro PD	26	24	9	18	19	20	16	24	15	23	20	29	243
DNR	0	0	0	0	0	0	0	1	1	1	0	0	3
Dept. of Corrections	1	0	2	2	0	2	1	1	0	1	0	1	11
Gagetown PD	0	0	0	0	0	0	0	1	1	0	0	0	2
Kingston PD	1	0	0	0	0	0	1	0	0	0	0	0	2
Mayville PD	1	2	0	1	1	2	4	0	1	2	5	2	21
Millington Twp. (TCSO)	1	1	1	2	1	2	1	2	2	0	0	1	14
Mich. State Police	20	12	18	11	21	12	28	11	17	25	14	20	209
Other	2	4	2	2	2	10	2	3	2	2	2	3	36
Reese PD	4	2	1	2	0	3	3	4	3	1	2	0	25
Thumb Narcotics	1		0	0	0	1	0	0	0	0	0	0	2
Unionville PD	0	0	0	0	0	0	0	0	0	0	0	0	0
Millington PD	0	0	0	0	1	0	0	2	1	0	0	0	4
Vassar PD	1	1	4	4	6	3	2	4	3	4	2	4	38
Vassar Twp. (TCSO)	0	0	3	0	0	0	0	5	2	0	0	0	10
Tuscola-Road Patrol	32	40	34	28	35	29	42	39	37	52	30	27	425
Tuscola-Corrections	55	34	41	39	36	31	36	37	28	36	36	28	437
Total	147	122	120	111	125	118	138	138	119	150	116	117	1521

TUSCOLA COUNTY totals include persons lodged on sentences, writs, commitments, etc.

Please note that these are persons arrested and lodged in jail. Other agencies make arrests where the person is not lodged in jail so these totals are not necessarily the totals for other agencies.

ARREST COMPARISONS

	2016	2015	2014	2013
Lodged First Time	511	548	474	514
Repeaters	1,010	1,194	1,513	1,247
Total Persons Lodged	1,521	1,742	1,987	2,054

Total persons lodged is the actual number of persons entering the lock up of the jail. These inmates consist of first time offenders, repeat offenders, sentences, commitments, other county housing, etc.

	2016	2015	2014	2013
Number of Females lodged	337	374	320	346
Number of Males lodged	1,184	1,368	1,667	1,708

	2015	2016
OUIL Arrests by Tuscola County Sheriff's Office	102	87
OUIL Arrests by all other departments	71	105
Total OUIL Arrests	**173**	**192**

2016 TICKETS

	JAN	FEB	MAR	APR	MAY	JUN	JUL	AUG	SEP	OCT	NOV	DEC	TOTAL
APPEARANCE TICKETS								0					
Furnish Alcohol to Minor	0	0	0	0	0	0	0	0	0	0	0	0	0
Furnish Tobacco to Minor	0	0	0	0	0	0	0	2	0	0	0	0	2
Possession of Marijuana	1	0	1	0	0	2	0	2	2	0	0	0	8
OTHER-	1	0	1	0	1	1	0	0	2	0	0	1	7
Possess Ecstacy	0	0	0	0	0	0	0	0	0	0	0	0	0
Poss Analogues	0	0	0	0	0	0	0	0	0	0	0	0	0
TRAFFIC CITATIONS													
Minor in Possession/Consum	0	1	2	3	4	1	2	9	14	2	3	1	42
Open Contain Possess	1	0	0	2	0	2	3	0	0	0	3	2	13
Open Container Transport	0	0	1	1	1	1	1	3	2	1	5	0	16
OUID	0	0	0	1	1	1	2	4	1	2	2	1	15
OWI	7	7	7	0	8	5	12	14	11	10	7	4	92
Refuse PBT	0	0	0	1	2	1	1	5	3	1	1	1	16
DWLS/R	5	2	12	7	5	8	12	11	6	8	9	6	91
Fail to Stop ACD	3	4	1	2	1	2	4	1	4	2	2	0	26
Stop Sign Violation	2	0	4	4	6	1	3	5	3	1	2	6	37
Stop Light Violation	1	1	0	0	0	0	1	1	0	1	1	0	6
Fail to Yeild	1	1	0	0	4	2	3	2	2	1	1	0	17
Speed	47	54	62	71	100	87	43	50	58	29	48	49	698
Careless Driving	5	5	4	4	3	4	2	3	1	2	2	1	36
Leave Scene/FT Report Acc	4	0	0	0	2	0	1	1	2	0	1	0	11
Defective Equipment	0	1	0	1	4	1	1	2	0	1	0	0	11
Insurance Violation	25	10	21	16	20	28	19	19	27	15	11	11	222
Driver's License Violation	2	1	3	3	6	1	3	6	2	3	3	2	35
Registration Violation	6	6	10	4	9	14	18	11	13	10	8	11	120
Seatbelt Violation	1	5	1	3	17	11	8	34	22	0	0	0	102
Child Restraint Violation	0	1	2	0	0	1	3	4	0	1	1	0	13
Violate Restricted License	2	0	0	0	0	0	1	1	0	1	0	0	5
Drove Left of Center	0	1	1	1	0	1	1	0	0	0	0	0	5
Flee/Elude PO	0	0	0	0	1	0	0	1	0	0	0	0	2
Improper Turn	1	0	0	0	0	0	1	0	0	0	0	0	2
Improper Pass	0	0	1	0	0	0	1	1	1	0	0	1	5
Improper Parking	1	0	1	0	1	2	1	0	0	0	0	0	6
Other:													0
School Bus Violation	0	0	0	0	0	0	0	0	1	0	0	0	0
Window Tint	0	0	1	0	0	0	0	0	0	0	0	0	0
Improper Lane use	0	0	0	1	0	0	0	0	0	0	0	0	1
Fail to Dim	0	0	1	0	0	0	0	0	0	0	0	0	1
Impede Traffic	0	0	0	1	0	0	0	0	0	0	1	1	3
Operate ORV on Roadway	0	0	0	0	0	0	0	0	0	0	0	0	0
Texting While Driving	0	0	0	0	0	0	0	0	0	0	0	0	0
Child Endangerment	2	0	0	0	0	0	0	0	0	0	0	0	2
Other:	3	3	1	1	0	2	4	5	1	1	0	0	21
Fail to Signal	0	0	0	2	0	0	0	0	0	0	0	0	2
No Cycle Endorsement	0	0	0	0	0	0	0	0	1	0	1	0	2
Weigh Master Citations	0	0	0	0	0	1	0	0	0	0	0	0	1
OTHER	0	0	0	0	0	0	0	0	0	0	5	0	5
TOTAL APPEARANCE TICKETS	**2**	**0**	**2**	**0**	**1**	**3**	**0**	**4**	**4**	**0**	**0**	**1**	**17**
TOTAL TRAFFIC CITATIONS	**119**	**103**	**136**	**129**	**195**	**177**	**151**	**197**	**175**	**92**	**117**	**97**	**1688**

2016 ACCIDENTS BY TOWNSHIP/VILLAGE

Township/Village	Jan	Feb	Mar	Apr	May	Jun	Jul	Aug	Sep	Oct	Nov	Dec	Total
Akron Twp	2	5	0	1	4	3	1	4	3	2	4	3	32
Almer Twp	6	3	3	4	3	2	4	2	2	10	13	8	60
Arbela Twp	10	5	1	4	4	3	3	5	4	3	7	12	61
Columbia Twp	2	3	0	1	0	1	1	0	2	2	1	1	14
Dayton Twp	8	5	3	1	0	5	5	3	5	5	12	7	59
Denmark Twp	3	10	3	1	6	2	1	1	3	4	2	3	39
Elkland Twp	2	2	2	1	4	0	5	2	3	7	6	4	38
Ellington Twp	6	2	0	2	0	3	8	3	2	3	3	6	38
Elmwood Twp	3	4	3	3	1	1	2	3	2	4	6	4	36
Fairgrove Twp	2	2	0	0	3	2	0	0	3	2	1	2	17
Freemont Twp	8	1	1	2	6	3	6	1	2	7	11	5	53
Gilford Twp	0	0	2	1	2	0	0	2	3	2	0	1	13
Indianfields Twp	4	5	12	4	9	3	5	6	5	11	11	9	84
Juniata Twp	14	9	3	3	5	5	5	1	2	6	12	7	72
Kingston Twp	9	0	3	2	2	3	1	4	3	2	4	3	36
Koylton Twp	2	2	1	3	2	2	2	1	1	5	6	5	32
Millington Twp	10	9	5	3	5	1	4	2	5		16	9	69
Novesta Twp	3	3	1	2	1	2	1	3	1	3	11	6	37
Tuscola Twp	4	5	8	2	1	6	2	4	2	4	3	9	50
Vassar Twp	13	6	8	4	2	6	3	3	3	2	4	3	57
Watertown Twp	1	5	2	3	2	2	2	2	0	5	7	3	34
Wells Twp	4	5	3	1	4	1	1	3	8	6	9	6	51
Wisner Twp	2	2	0	1	0	1	2	1	1	9	4	2	25
Akron Village	1	0	0	0	0	0	0	0	0	4	0	0	5
Fairgrove Village	0	0	0	0	0	0	0	0	0	0	0	0	0
Gagetown	0	0	0	0	0	0	0	0	0	0	0	0	0
Kingston Village	0	0	1	0	0	0	1	0	1	0	0	0	3
Mayville Village	0	1	0	0	0	1	1	0	0	0	0	0	3
Unionville Village	0	1	0	0	0	0	0	0	0	0	0	0	1
Cass City Village	0	0	0	0	0	0	0	0	0	0	0	0	0
Millington Village	2	3	0	0	3	0	0	0	0	0	0	0	8
Reese Village	0	0	0	0	0	0	0	0	0	0	0	0	0
Caro Village	0	0	0	1	0	0	0	0	0	0	0	0	1
Vassar City	0	0	0	1	0	0	0	0	0	0	0	1	2
Total	**121**	**98**	**65**	**51**	**69**	**58**	**66**	**56**	**66**	**108**	**153**	**119**	**1030**

Breakdown of Vehicle Accidents

	Vehicles Involved	Persons Injured	Persons Killed
January	133	28	0
February	109	22	0
March	75	9	0
April	58	11	0
May	86	29	1
June	76	12	1
July	77	19	0
August	83	19	0
September	77	12	0
October	128	20	0
November	173	12	0
December	136	8	0
Total 2016	**1211**	**201**	**2**

2016 CAR/ DEER ACCIDENTS BY TOWNSHIP VILLAGE

Township/Village	Jan	Feb	Mar	Apr	May	Jun	Jul	Aug	Sep	Oct	Nov	Dec	Total
Akron Twp	1	0	0	0	2	2	0	1	0	1	3	0	10
Almer Twp	4	2	3	4	2	1	2	2	2	6	8	4	40
Arbela Twp	4	2	0	1	2	2	2	3	3	2	7	1	29
Caro	0	0	0	0	0	0	0	0	0	0	0	0	0
Columbia Twp	0	0	0	1	0	1	1	0	0	2	1	1	7
Dayton Twp	6	1	2	1	0	2	4	3	4	5	8	1	37
Denmark Twp	0	0	1	0	2	0	1	0	1	2	2	0	9
Elkland Twp	2	0	2	1	3	0	5	0	2	8	6	2	31
Ellington Twp	3	1	0	0	0	2	6	1	2	2	2	1	20
Elmwood Twp	3	1	2	1	1	1	2	0	1	5	6	3	26
Fairgrove Twp	2	0	0	0	1	1	0	1	1	2	1	1	10
Freemont Twp	5	1	1	1	2	3	5	1	4	5	5	5	38
Gilford Twp	0	0	0	1	0	1	0	1	2	2	0	0	7
Indianfields Twp	2	1	7	1	5	1	4	2	2	6	9	5	45
Juniata Twp	10	3	2	1	3	3	1	1	1	4	6	3	38
Kingston	0	0	0	0	0	3	0	0	1	0	0	0	4
Kingston Twp	7	0	2	2	2	0	0	3	1	2	5	4	28
Koylton Twp	0	1	1	3	3	1	2	0	1	5	4	5	26
Millington Twp	3	1	3	0	4	1	1	0	3	7	12	3	38
Novesta Twp	3	2	0	0	0	1	1	0	1	1	11	3	23
Tuscola Twp	2	0	4	1	0	1	0	0	1	3	2	5	19
Vassar Twp	6	1	4	2	2	3	1	2	4	3	1	1	30
Watertown Twp	1	2	0	0	1	0	2	1	1	4	8	1	21
Wells Twp	2	2	1	1	4	1	2	1	6	7	9	5	41
Wisner Twp	2	2	0	0	0	1	1	1	1	2	2	2	14
Total	**68**	**23**	**35**	**22**	**39**	**32**	**43**	**24**	**45**	**86**	**118**	**56**	**591**

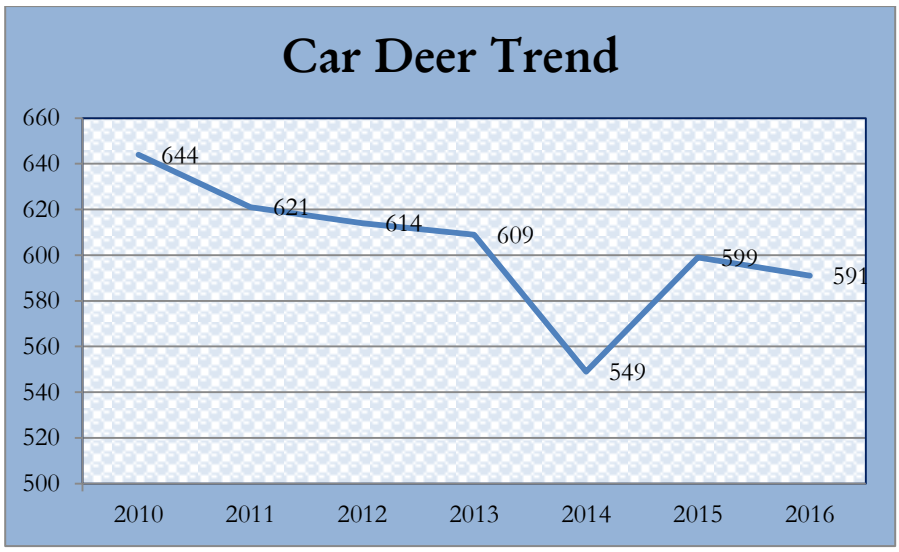

Transfer of Funds to General Fund 2016

TOTAL BONDS COLLECTED

$288,359.18

Mortgage Sales	$4,254.00
Drug Testing/ PBT	$14,600.00
DOC Detainers (EFT)	$21,070.56
DOC Diverted Felons (EFT)	$132,525.00
Out of County Housing	$315.00
Foreclosure Adjournment Posting	$3,956.00
Report Copies	$4,772.86
Boat Livery Inspection	$10.00
Diverted Felons(DDJR)	$652.50
Inmate Phone /ICS	$41,021.35
Lodging Inmate	$58,452.17
Day Reporting	$6,699.31
Inmate Work Release	$24,116.19
Sherriff's Auction	$8,105.00
Commissary Sales/Canteen	$25,055.77
Thumb Cellular Tower Rental	$4,287.35
FOC Warrants Reimburse	$26.94
Other Reimbursements	$2,786.37
Reimb Transport Prisoners (EFT)	$4,884.60
Reimburse Medical	$11,620.62
Contracted Services Road Comm.	$80,422.64
Contracted Services Arbela Twp	$164,926.76
Contracted Services Vassar Twp	$75,593.79
Contracted Services Millington Twp	$157,344.80
Booking Fee County	$11,079.00
Booking Fee State	$2,369.57
PA511	$5,585.55
Sex Offender Registration ($20)	$2,060.00
Sex Offender to State ($30)	$3,145.00
Misc Revenue Arbela Twp	$120.00
Misc Revenue Vassar Twp	$32.50
Misc Revenue Millington Twp	$95.00
TOTAL	**$871,986.20**

Marine Division DNRE Grant	$14,380.47
Secondary Road Patrol SSRP Grant	$89,931.00
Mich. Justice Training Fund (Booking Fees Collected)	$11,079.00



Deputy K. Dutcher assisting Huron County Sheriff's Office with a rescue mission with the air boat.

September 2016, missing three year old Vassar Twp. This was the second incident of a missing child in 2016. We also had missing dementia patients including one near Fostoria.

Hate crime reported in December 2016. Many serious crimes, including this one were solved by Detectives and deputies.

Annual Night Out

Promotions

Lieutenant Ted Hull

Sergeant Joshua Herman

Officer of the Year

Deputy Steve Roland

LT. Giroux retired after 39 years and 9 months of serving at the Sheriff's Office. He started his career in 1973 until 1978, and in 1981 he rejoined TCSO. He received numerous commendations including professional excellence, bravery and outstanding performance. He was selected as Officer of the Year in 1995. This photo is of his last time punching out at the time clock.

Sheriff Teschendorf started his 43 year career at the Sheriff's Office in 1973 as a Patrol Deputy. Throughout his career he was promoted to Sergeant then Lieutenant as the Jail Administrator. He became Sheriff in 2009 for two terms. Throughout his career he has received numerous commendations. He was selected as Officer of the Year in 2004.